



IM307 Software Project Management

PREPARED BY: CELESTE NG

DATE: MARCH 2025

Group Assignment: Company Background

YZU Digital Transformation & Innovation

- **History:**
- **Overview description of this program/project:** this digital transformation program involves transforming our YZ “traditional university” into a “**smart university**”
 - by leveraging cutting edge technology (from Google Cloud Platform, AWS, Microsoft Azure, IoT, 5G, AI, Big data analytics, YZU IT Services & infrastructure),
 - through innovative projects and collaborative efforts from the industry-partners, YZU educators & YZU students,
 - to enhance the educational experiences, boost university operational efficiencies & provide a cross-collaboration and dynamic learning environment.

Group Assignment: Company Background

YZU Digital Transformation & Innovation

- Let's just focus our project on this: “**Smart Student Service: Personalized student services**”

- 讓我們只專注於“智慧學生服務：個人化學生服務”

YZU Digital Transformation & Innovation

- As a student, please think of the services that you need in the campus in relation to your role as a student, class-monitor, and a graduating student.

HOW:

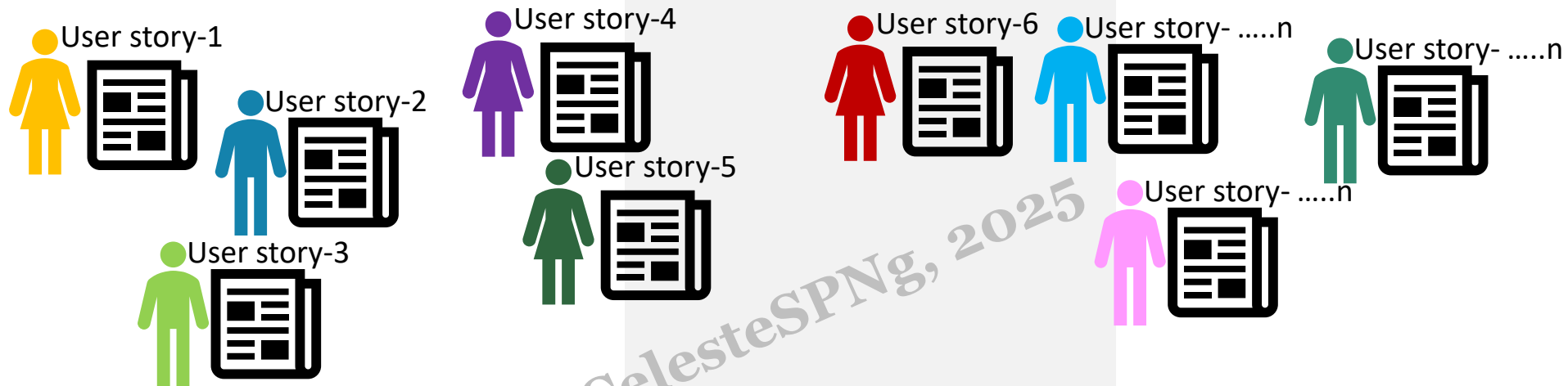
HOW? → create “USER STORY”

□ Provide your user story in the following format:

User story:

- I am, and I want so that

YZU Digital Transformation & Innovation



- Some examples of the resulting AI system’s **functionalities or features**:
 - Tutoring and study groups,
 - Counseling services – mental & career,
 - Personalized academic advisors,
 - Course recommendations,
 - Course & graduation performance indicator,
 - Scholarships,
 - Internship & volunteer service AI matching

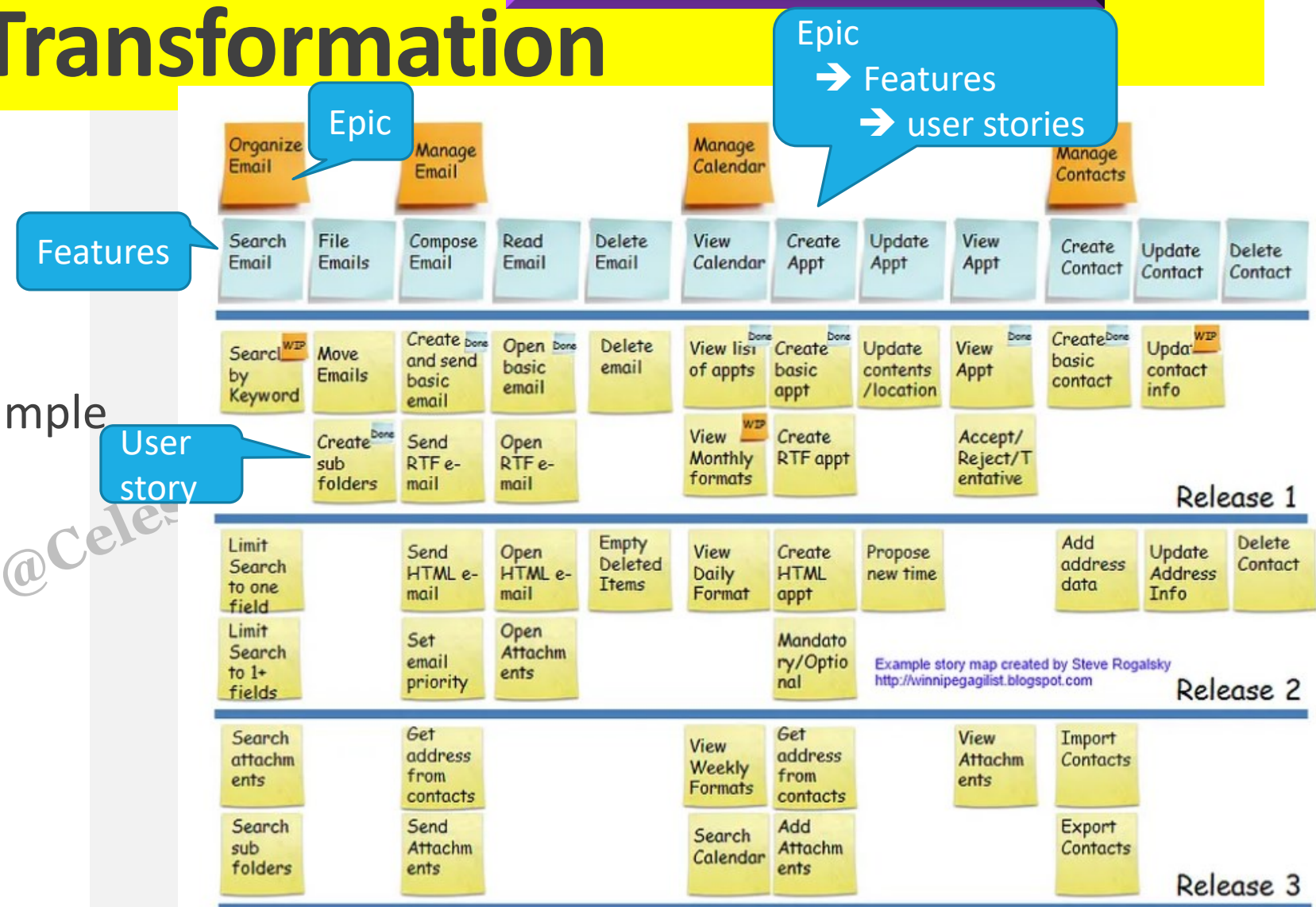
Group Assignment – 2: user stories → feature & epic

Task 2: identify “features” and “epics”

@Celeste SP
Ng, 2025

YZU Digital Transformation

- Based on your list of user stories, group them into “features” and “epics”.
- The diagram here is an example for you to start with:



Group Assignment – 3: product roadmap

Task 3: draw a product roadmap

@Celeste SP
Ng, 2025

YZU Digital Transformation

- Based on your list of user stories, “features” and “epics”, draw a product roadmap.
- The diagram here is an example for you to start with:

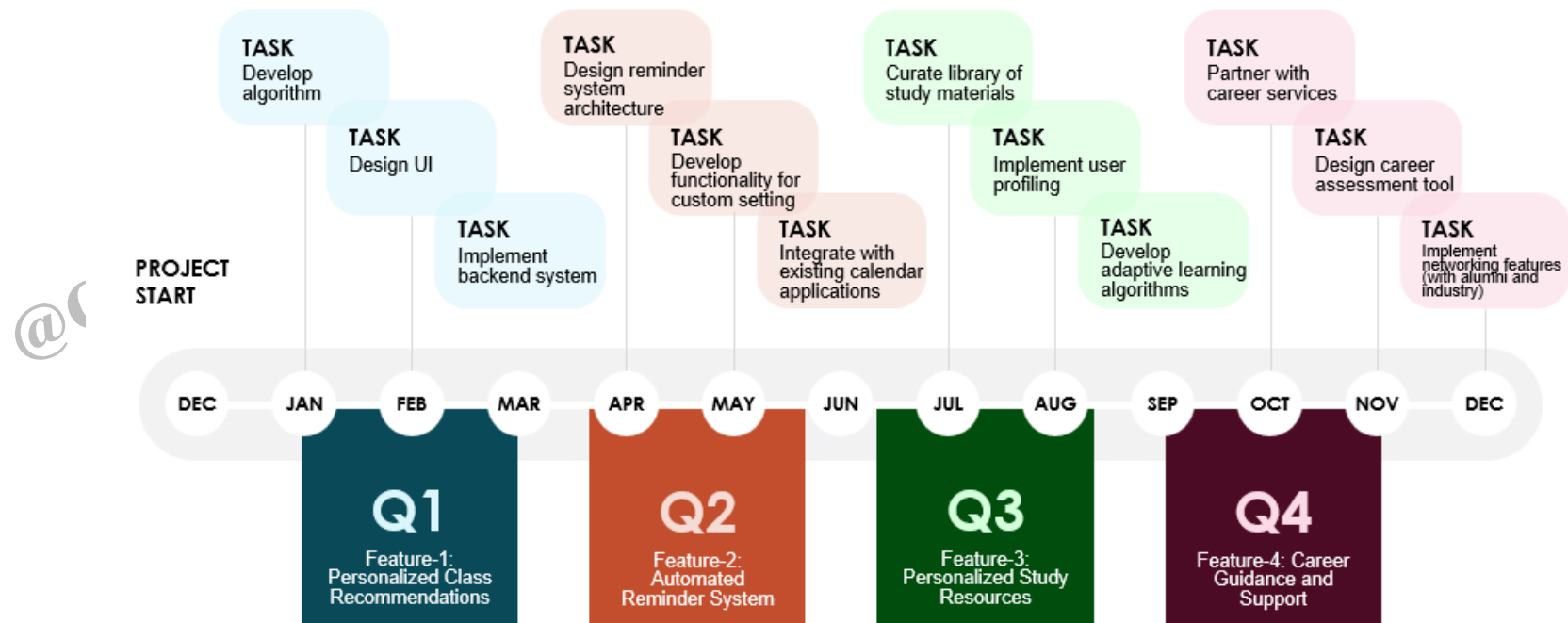
Celeste:
I drew this using
PowerPoint
template



PRODUCT ROADMAP: YZU-Student Services

@ 2024,
CelesteSPNg

“Smart Student Service: Personalized student services”



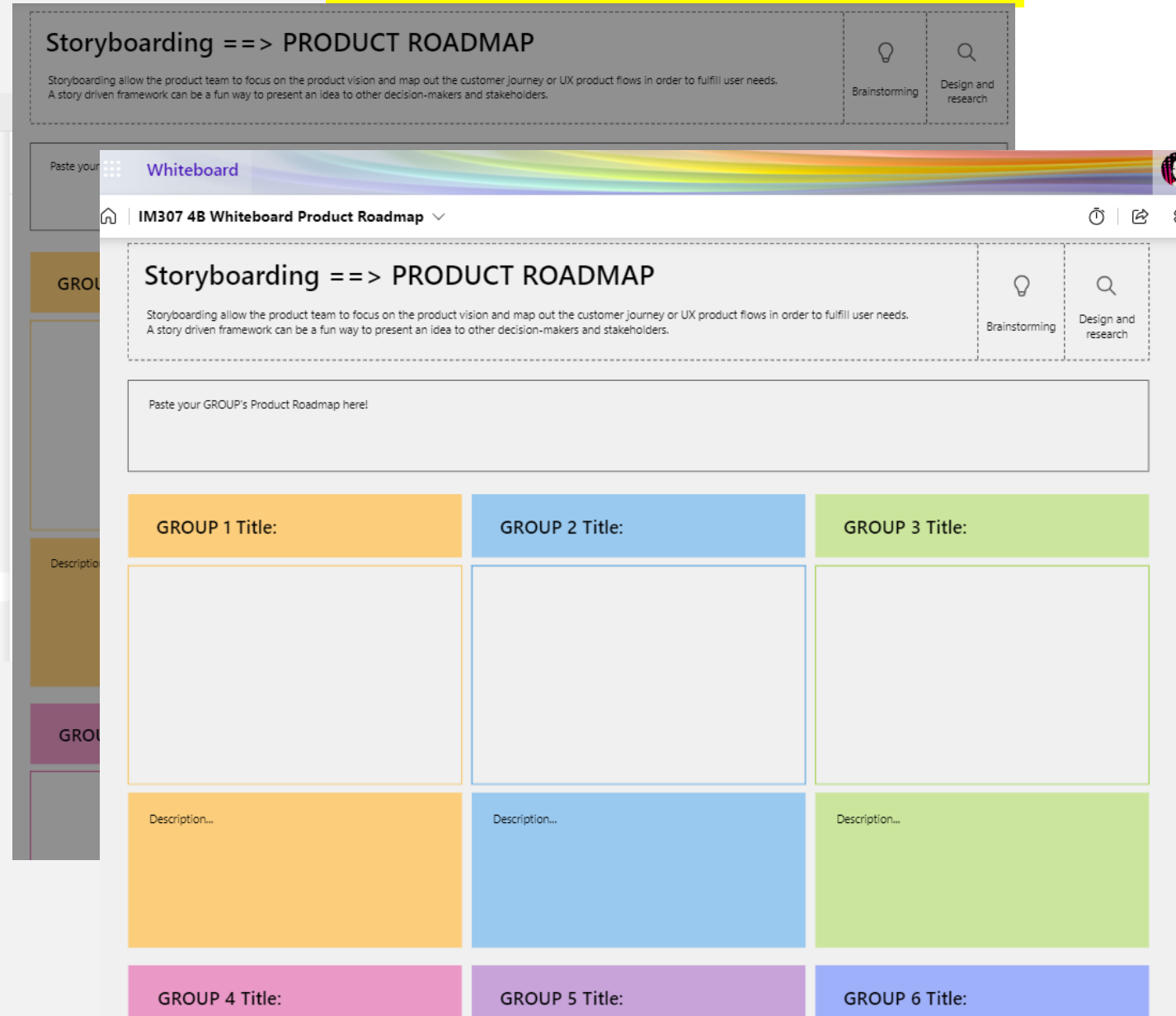
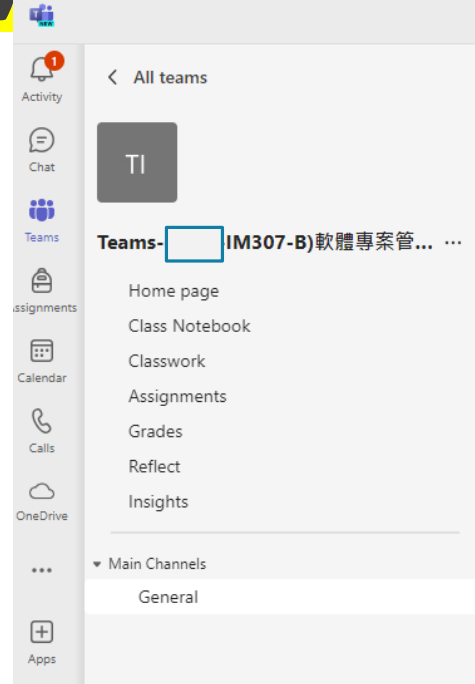
Show your answer here (in Whiteboard, TEAMS)

■ 4A:

The image displays two overlapping screenshots of the Microsoft Teams application. The top screenshot shows a 'Whiteboard' window titled 'IM307 4A Whiteboard - Product Roadmap'. The whiteboard content includes a header 'Storyboarding ==> PRODUCT ROADMAP', a sub-header 'Storyboarding allow the product team to focus on the product vision and map out the customer journey or UX product flows in order to fulfill user needs. A story driven framework can be a fun way to present an idea to other decision-makers and stakeholders.', and a large text box with the instruction 'IM307 4A --- Please paste your GROUP's Product Roadmap Here'. Below this are three colored boxes labeled 'GROUP 1 Title:', 'GROUP 2 Title:', and 'GROUP 3 Title:'. The bottom screenshot shows a 'Teams' window for the 'IM307-A)軟體專案...' team. It displays a list of channels under 'Main Channels', including 'General'. A chat message from Celeste Ng (吳思儀) is visible, dated 下午 08:49. The message content is: 'Please paste your GROUP's product roadmap using this NEW link below', followed by a long URL: 'https://wbd.ms/share/v2/aHR0cHM6Ly93aGI0ZWJvYXJkLm1pY3Jvc29mdC5jb20vYXBP3YxLjAwd2hpdGVib2FyZHMvcmVhZGVtLzYyZTY0MWEyOTJiNzQxNzZmM2JjZTM5YmUyOWE5NTcxZlIOWVvkZGFjLWFjZDAtdmZC1iMzVjLW9iZjIjOTU2MGUyZl9mOWQzMWY1OS0wMzg3LTRkNTktYTgwNS1mY2MxN2FiMTBiYzg=', and ends with 'Cheers (^_^), Celeste Ng - 3/17, 9 pm'.

Show your answer here (in Whiteboard, TEAMS)

■ 4B:



Group Assignment – ADDITIONAL: WBS

YZU Digital Transformation

**ADDITIONAL Task: list
your Work Breakdown
Structure (WBS)**

- Based on your list of “features” and/or “epics”, draw a product roadmap.
- This is an example for you to start with:

An example of a work breakdown structure (WBS) for the "Smart Student Service: Personalized student services" project, based on the four features mentioned earlier and their respective tasks:

1. Feature 1: Personalized Class Recommendations

- **1.1 Develop Algorithm for Analyzing Academic Interests and Career Goals**
- **1.2 Design User Interface for Inputting Preferences**
- **1.3 Implement Backend System for Generating Recommendations**
- **1.4 Conduct Beta Testing and Gather User Feedback**

Group Assignment – ADDITIONAL: WBS

YZU Digital Transformation

**ADDITIONAL Task: list
your Work Breakdown
Structure (WBS)**

- Based on your list of “features” and/or “epics”, draw a product roadmap.
- This is an example for you to start with:

2. Feature 2: Automated Reminder System

- 2.1 Design Reminder System Architecture**
- 2.2 Develop Functionality for Setting Custom Reminders**
- 2.3 Integrate with Existing Calendar Applications and Student Portals**
- 2.4 Conduct User Acceptance Testing and Refine Based on Feedback**

3. Feature 3: Personalized Study Resources

- 3.1 Curate Library of Study Materials**
- 3.2 Implement User Profiling for Learning Styles and Preferences**
- 3.3 Develop Adaptive Learning Algorithms**
- 3.4 Integrate with Course Management Systems**

4. Feature 4: Career Guidance and Support

- 4.1 Partner with Career Services for Job Market Data**
- 4.2 Design Career Assessment Tools**
- 4.3 Implement Networking Features**
- 4.4 Launch Comprehensive Career Dashboard**



THANK YOU!



Celeste SP Ng



Email: celeste@saturn.yzu.edu.tw



Phone: 2614



Website: <http://celesteng.mis.yzu.edu.tw/>